


PHANTOM


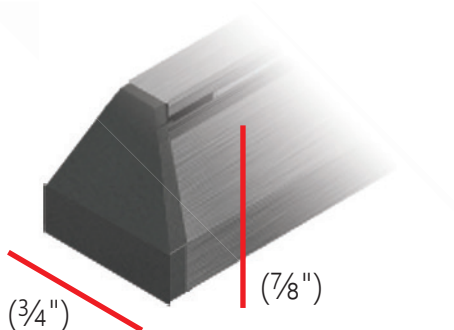
Touchless Sensor



The PHANTOM Touchless Sensor allows any elevator pushbutton to become touchless. Monitoring the area 0.5" above the pushbuttons, PHANTOM detects finger like objects and activate the button, while rejecting other objects reducing false activations.

To use, the passenger simply brings their finger in proximity of the button to activate the call. Manual button functions remain to meet all code requirements.

- ✓ Touch-free – reduce risk of germ transfer
- ✓ 11.5"H x 10.5"W touch area
- ✓ Works with most elevator pushbuttons
- ✓ Easy Installation



General Details

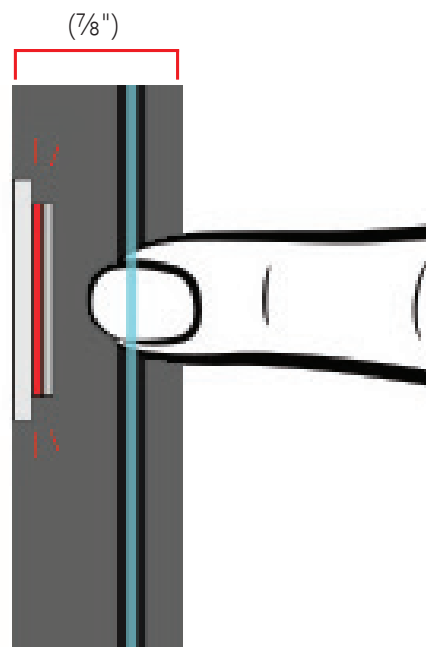
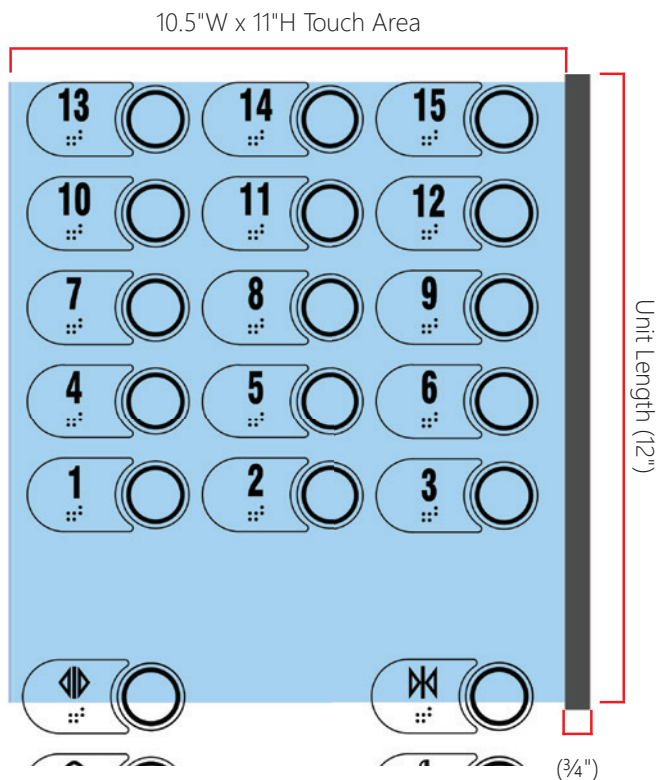
Material: Aluminum with plastic end caps.

Mounting: Surface mounted, two screws from behind.

Wiring: Terminal block with wiring for a common wire and one signal wire per floor. COP Interface board 3X3

Cleaning: Wipe down with a damp cloth and mild soap

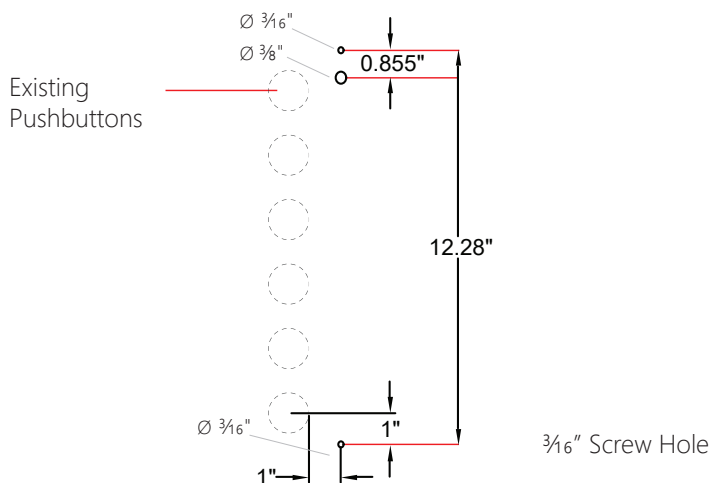
Product Specifications



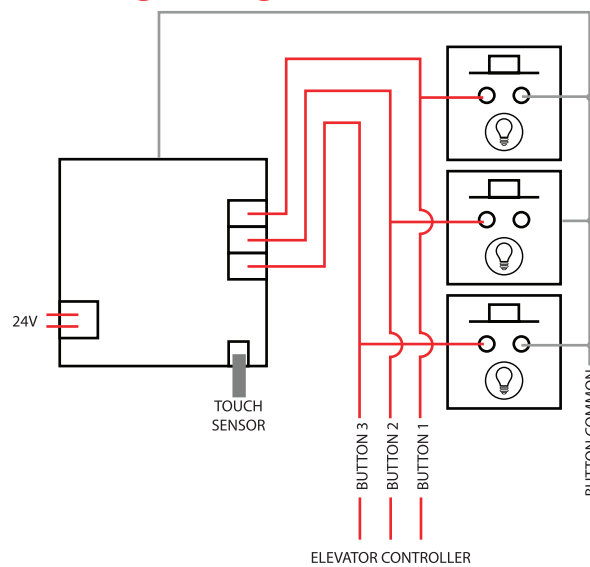
Shown above: triggering beam to activate pushbutton

Installation Diagram

Drilling template provided



Wiring Diagram



This publication is for general informational purposes only. Product design is subject to change without notice. Actual product colors and finishes may vary.

Copyright © 2020 MAD Elevator Inc.

vantageelevation.com
(347) 226-4558
sales@vantageelevation.com